

Add Health to your Wealth

Invest in

PGIM INDIA HEALTHCARE FUND

(Sectoral Fund - An open ended equity scheme investing in healthcare and pharmaceutical sector)

To know more, contact your MFD or RIA

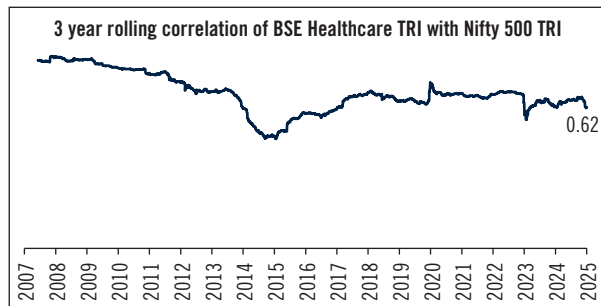
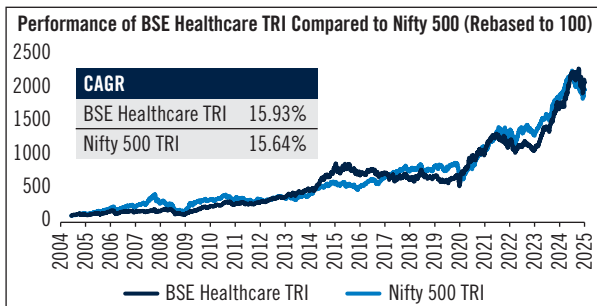
December 2025

HEALTHCARE SECTOR: POISED FOR GROWTH

The Indian healthcare market, valued at US\$ 110 billion (Rs 9.24 trillion) in 2016 is projected to reach US\$ 638 billion (Rs 53.59 trillion) by 2025. The Indian healthcare sector is witnessing unprecedented growth, with private equity and venture capital investments surpassing US\$ 1 billion (Rs 84 billion) in the first five months of 2024, marking a 220% increase from the previous year. The Indian government is planning to increase healthcare expenditure signaling strong public support and policy initiatives aimed at improving healthcare infrastructure.

Source: <https://www.ibef.org/>

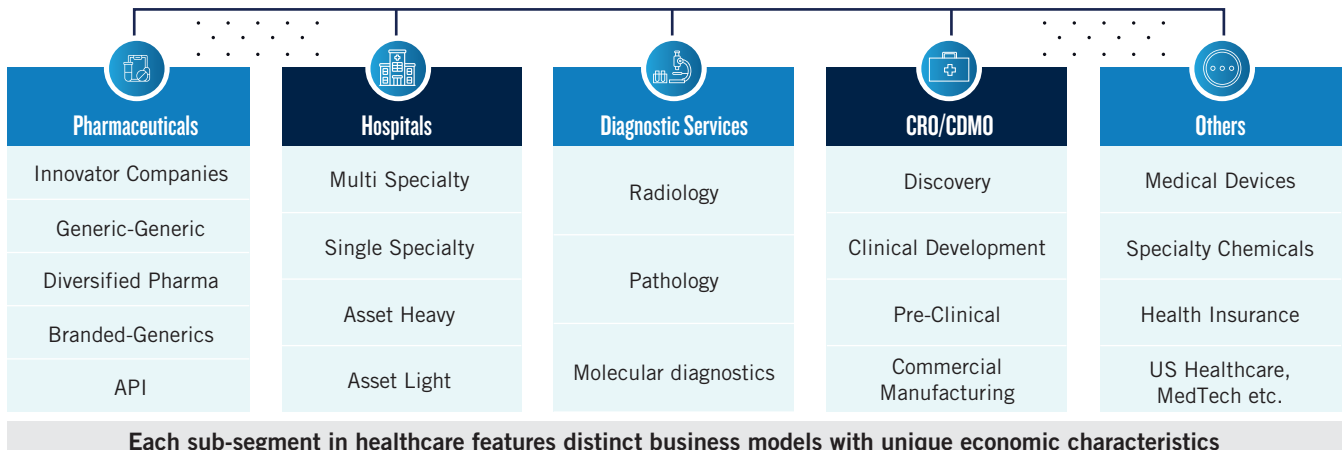
BSE Healthcare Index has created comparable wealth over the long term, albeit with a lower correlation with the broader market index



Source: MFI ICRA. Data from 31st August 2004 to 31st March 2025. BSE Healthcare TRI is the benchmark for this fund and Nifty 500 TRI represents the broader market. It should not be construed to be indicative of scheme performance in any manner. Past performance may or may not be sustained in the future.

HEALTHCARE INDUSTRY COMPOSITION: MORE THAN JUST PHARMACEUTICALS

There are many misconceptions about the healthcare sector, with some believing it is highly concentrated or limited to just pharmaceuticals. In reality, healthcare is a diverse and expansive theme that encompasses various sub-segments, including:



For understanding purposes only. CRO - Contract Research Organization, CDMO - Contract Development and Manufacturing Organization

WHY INVEST IN A DEDICATED HEALTHCARE FUND?

Healthcare is a complex and under-represented sector within broader indices, necessitating a specialized, active approach. Bottom up stock picking is of paramount importance in this segment as winners keep rotating between subsegments as show in below table:

Calendar year-wise performance (median returns of various sub-segments) of BSE Healthcare Index									
Data Label	Pharma Ingredients	Domestic Formulations	CRO/CDMO	Diversified/ Export Formulations	Hospitals	Diagnostic	Medical Equipment	Pharmacy Distribution	BSE Healthcare TRI
CY 2013	4.3%	11.8%	19.1%	5.7%	-10.8%	NA	59.9%	-33.1%	23.5%
CY 2014	156.6%	66.5%	40.7%	73.4%	19.2%	NA	165.4%	185.1%	48.3%
CY 2015	79.8%	32.4%	50.5%	42.9%	62.2%	NA	-11.3%	11.6%	15.6%
CY 2016	-27.4%	-13.1%	13.8%	-12.4%	0.2%	33.7%	-4.7%	-16.3%	-12.4%
CY 2017	19.5%	13.0%	28.6%	5.4%	13.6%	-8.5%	48.1%	76.9%	1.1%
CY 2018	-34.8%	-8.3%	1.9%	-23.0%	-34.5%	-10.6%	-20.9%	-28.4%	-5.4%
CY 2019	-2.4%	10.4%	-12.8%	-11.2%	2.4%	33.6%	-1.5%	-22.2%	-2.8%
CY 2020	186.1%	51.6%	93.5%	66.2%	47.1%	54.6%	132.7%	77.5%	62.6%
CY 2021	19.1%	24.6%	43.6%	-3.8%	54.6%	65.7%	88.7%	276.6%	21.5%
CY 2022	-31.8%	-10.7%	-16.6%	-23.1%	7.9%	-40.8%	0.5%	-41.9%	-11.5%
CY 2023	28.4%	41.1%	22.9%	56.8%	59.6%	26.4%	21.3%	46.1%	38.0%
CY 2024	49.5%	30.2%	57.3%	59.3%	46.6%	25.3%	25.9%	-23.0%	44.3%

Source- Factset, PGIM India Internal Analysis. For understanding purposes only. The sub-segments are the internal bifurcation of PGIM India AMC. The stock(s) mentioned in this slide do not constitute any recommendation and PGIM India Mutual Fund may or may not have any future position in this stock(s) Past performance may or may not be sustained in the future and is not a guarantee of any future returns. Index performance does not signify scheme performance. CDMOs- Contract development and manufacturing organizations, CRO- Contract research organizations.

WHY INVEST IN PGIM INDIA HEALTHCARE FUND?

PGIM India Healthcare Fund is an actively managed scheme that invests in a wide range of themes under the healthcare umbrella which spans from domestic pharma companies, hospitals, diagnostics, US generics, CDMO/CRO, insurance, diagnostics, robotics, etc. to medical equipment manufacturers. This presents a unique opportunity for investors to participate in India's growing healthcare sector.



Pricing Power

Healthcare is one of the few sectors that demonstrates strong pricing power, driven by its essential, non-discretionary nature, which supports long-term growth.



Active Management

In a sector where winners rotate across sub-segments, an actively managed fund is positioned to strategically navigate opportunities, optimizing exposure to sub-themes based on their relative risk and return potential.



Emerging Opportunities

Capitalize on domestic growth and global export potential, driven by evolving geopolitical dynamics and India's strong manufacturing capabilities.

INVESTMENT APPROACH

- 01 Combination of top-down and bottom-up portfolio construction.
- 02 Growth at Reasonable Price (GARP) style.
- 03 Flexibility to adjust allocations across different sub-segments within the healthcare theme based on the market outlook.

FUND FACTS

Investment Objective	To generate returns by predominantly investing in equity and equity related securities of pharmaceutical and healthcare companies. However, there is no assurance that the investment objective of the scheme will be achieved. The scheme does not guarantee/ indicate any returns.
Fund Managers	Equity: Anandha Padmanabhan Utsav Mehta Vivek Sharma Debt: Puneet Pal
Benchmark Index	BSE Healthcare TRI
Minimum Application Amount	Rs 5,000 for a lumpsum transaction and a minimum of Rs 1,000 as additional investment. Rs.1000 for SIP with a commit of at least 5 instalments (monthly or quarterly).
Exit Load	For exits within 90 days: 0.50% For exits after 90 days: NIL

ABOUT PGIM INDIA MUTUAL FUND

PGIM India Mutual Fund is part of PGIM, the global investment management arm of Prudential Financial, Inc. (PFI), with over **\$1.44 trillion** in assets under management. PGIM India Asset Management offers a comprehensive range of equity and fixed income solutions through mutual funds, alternatives, and portfolio management services. Leveraging PGIM's 150-year **shared legacy** and expertise across more than 30 market cycles, PGIM India combines global insights with local investment expertise to provide an enriching investment experience. Headquartered in Mumbai, the fund house operates across **25 cities** in India, managing 25 open-ended funds.

Source: www.pgim.com

www.pgimindia.com/mutual-funds

1800 209 7446

Follow us on:

The views of the Fund Manager should not be construed as an advice and investors must make their own investment decisions regarding suitability of the funds based on their specific investment objectives and financial positions and using such independent advisors as they believe necessary. Investors are advised to consult their own legal, tax and financial advisors to determine possible tax, legal and other financial implication or consequence of subscribing to the units of the PGIM India Mutual Fund ("Fund"). © Prudential Financial, Inc. (PFI) and its related entities. PGIM, the PGIM logo, and the Rock symbol are service marks of Prudential Financial, Inc., and its related entities, registered in many jurisdictions worldwide. **Mutual Fund investments are subject to market risks, read all scheme related documents carefully.**

This product is suitable for investors who are seeking*

- Long term capital growth
- Investment in equity and equity related securities of pharmaceuticals and healthcare companies.
- Degree of risk – VERY HIGH

*Investors should consult their financial advisors if in doubt about whether the product is suitable for them.

Scheme Riskometer



The risk of the scheme is very high